

Lamitak

2023/24 Catalogue

Lamitak
Vol. 1

INTERVENTION

In the pursuit of designing interiors for homes and hospitality, we consider the layers of personal relationships shared within spaces. Analogous with product integrity and a conscious approach, the true work of a designer combines a formidable eye for details, sensitive assemblage of materials and desire to push the envelope in these private domains.

At Lamitak, it is imperative to inculcate eco-responsibility — seen as a slow practice that appeals to those seeking balance in stillness — and expressive artistry. The result is a resonating ambience to commune in — an exuberant testimony to conscious living.

Inspiring sustainable spaces for a better planet.

LEGEND

- Available in Newedge
- Best viewed in large format
- Best applied vertically

FIND US

- lamitakstudio
- lamitak
- info@lamitak.com



lamitak.com



INT

In the
we co
Analo
work
assen
privat

At Las
slow p
expre
— an

Inspic



FEATURED
Natural Elmek Teak — Ceiling & Wall Panel

In pursuit of balanced beauty, the classic Elmek Teak straight grain and smooth surface has streamlined qualities for soft illumination. As a guiding axis for the space, it creates a calm sanctuary that intuitively integrates with any freestanding elements in the room.

● OBEYO WOODS

Home is a place to rest, stir your senses and free your mind. Embrace nature's wood, mood and light for calming restorative spaces.

Images are 1:1 scale

Woods

K

Woods

K

Stairs

K

Patterns

K

Specialties

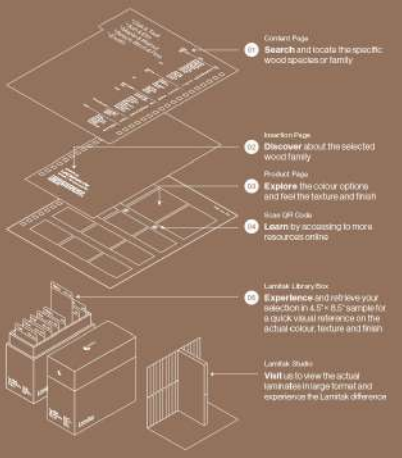
- › Oak & Teak
- › Ash & Elm
- › Maple & Walnut
- › Beech, Birch
- › Exotic

slow
expre
— an
Inspir

SPECIES	FAMILY	PAGE
*Oak & Teak		
Oak	Giethoorn Oak	01
	Grassda Oak	02
	Shizuoka Oak	03


Lamitak Guide

3 SUSTAINABLE STEPS TO WOODGRAIN SELECTION



OUR COMMITMENT | With Lamitak's commitment towards sustainability, we are championing the 3 R's approach with aspirations to reduce 10% of industry complex resins and log 5% carbon footprint.

BUYER'S SAFEGUARD | Learn to authenticate your Lamitak product and trace on the original. For more information, visit lamitak.com/products/4#trace.



GIETHOORN OAK
Levi Giethoorn Oak
WYA 1276E | View swatch on page W01

A stimulus for senses, the Giethoorn Oak lends its nature immersion with raw details of textural wavy grain and ridges that echo wilderness and a wide array of life.

Shizuoka Oak



Shizuoka
Kino Shizuoka Oak
WY 4254X



Aiko Shizuoka Oak
WY 4265X



Ryo Shizuoka Oak
WY 4262X



Jiro Shizuoka Oak
WY 4263X

- K
- K Solids
- K
- K Patterns
- K
- K Specialties

- › Oak & Teak
- › Ash & Elm
- › Maple & Walnut
- › Beech, Birch
- › Exotic

slowly
express
— and
Inspire



GRANADA OAK
Sierra Granada Oak
WVA 5263E | View swatch on page W01

Explore the unique embodiments — unfinished and imperfect — of rough sawn wood in Granada Oak. Emulating the sawmill's energy, it provides interior spaces with a gentle alternative for period-style beams and rusticity.



SHIZUOKA OAK
Kiro Shizuoka Oak
WY 4254X | View sample on page W01

Guided by the Japanese principles of impermanence and modernism is Shizuoka Oak. Calling to the Ryokan, the lighter shades bring a peace of mind for solitude while the darker ash tones echo time, tradition and heritage.

Shizuoka Oak



Kiro Shizuoka Oak
WY 4254X



Aiko Shizuoka Oak
WY 4265X



Ryo Shizuoka Oak
WY 4267X



Jiro Shizuoka Oak
WY 4263X

- K
- Solids
- K
- Patterns
- K
- Specialties

- › Oak & Teak
- › Ash & Elm
- › Maple & Walnut
- › Beech, Birch
- › Exotic

slow
expre
— an
Insp



RAPALLO ROVERE
Lavato Rapallo Rovere
WYA 5297E | View swatch on page W02

The intriguing and deliberate folds of Rapallo Rovere captures the beauty of timeworn spaces. The integral element is in its visual reciprocity of weathered ageing and textuality.



Giovanni Oak
Bambina Giovanni Oak
WYA 5288E | View swatch on page W02

Portraying modernism with familiar warmth is Giovanni Oak's distinct straight-grained texture. Honouring the woodgrain through its sensorial finish and extensive shades of beige-gold, mid-dark and deep brown for re-configurable spaces.

Shizuoka Oak



Kuro Shizuoka Oak
WYA 4254X



Aiko Shizuoka Oak
WYA 4265X



Ryo Shizuoka Oak
WYA 4267X



Jiro Shizuoka Oak
WYA 4263X

- K
- Solids
- K
- Patterns
- K
- Specialties

- › Oak & Teak
- › Ash & Elm
- › Maple & Walnut
- › Beech, Birch
- › Exotic

slow
expre
— an
Inspire



Yugen Oak
Natural Yugen Oak
WY 4267X | View swatch on page W03

Based on the Japanese concept of "unseen beauty", the subtle oak grain pivots attention towards personal collections and draws out an appreciation for spaciousness. Its spatial quality melds into a coherent form for tranquil spaces.



Bavarian Oak
Strauss Bavarian Oak
WY 4237X | View swatch on page W03

Striving for contrast, the inimitable horizontal woodgrains of Bavarian Oak with intermittent light streaks and texture break regularity and monotony in multi-functional spaces.

Shizuoka Oak



Kuro Shizuoka Oak
WY 4254X



Aiko Shizuoka Oak
WY 4265X



Ryo Shizuoka Oak
WY 4262X



Jiro Shizuoka Oak
WY 4263X

K

Solids

K

Patterns

K

Specialties

- › Oak & Teak
- › Ash & Elm
- › Maple & Walnut
- › Beech, Birch
- › Exotic

slowly
express
— and
inspiration



Lasalle Oak
Keaton Lasalle Oak
WY 4259X | View swatch on page W03

Defined by the varied horizontal lines, Lasalle Oak draws its metaphor from industrious cities while giving rise to a touch of robustness.



AVANT OAK
Canyon Avant Oak
WY 4244X | View swatch on page W04

Taking a slant from traditional oak patterns, the Avant Oak is realised with raw details and intense coarse straight grains.

Shizuoka Oak



Kuro Shizuoka Oak
WY 4254X



Aiko Shizuoka Oak
WY 4265X



Ryo Shizuoka Oak
WY 4262X



Jiro Shizuoka Oak
WY 4263X

K

Solids

K

Patterns

K

Specialties

- › Oak & Teak
- › Ash & Elm
- › Maple & Walnut
- › Beech, Birch
- › Exotic

slow
expre
— an
Inspir



RAMOS TEAK
Jamaica Ramos Teak
WY 1206D | View swatch on page W04

The dream to dark wood shades and irregular grains of Ramos Teak are made to complement its surroundings while delivering tropical nuances of the Pacific coastline and Caribbean islands.

10



OREGON TEAK
UMBER Oregon Teak
WY 4245X | View swatch on page W04

Providing a passage of slow and ritualistic lifestyle is Oregon Teak. Inherent to Teak, the straight grains are complemented by interlacing streaks of light and a darker shade of brown with subtle fine texture to match.

11

Woods | Oak | W01

Shizuoka Oak



Shizuoka Kuro Shizuoka Oak WY 4254X



Aiko Shizuoka Oak WY 4265X NEW



Ryo Shizuoka Oak WY 4267X




Jiro Shizuoka Oak WY 4263X

- K
- Solids
- K
- Patterns
- K
- Specialties

- › Oak & Teak
- › Ash & Elm
- › Maple & Walnut
- › Beech, Birch
- › Exotic

slow
expre
— an
Inspir



YORK TEAK
Canele York Teak
 WY 5230D | View swatch on page W05
 York Teak epitomises innovation, boldness and new experiences. It bears high contrast and colours of vertical grains for creating spaces with visual distinction.



EAMES TEAK
Natural Eames Teak
 WY 4220X | View swatch on page W05
 The discovery for mid-century aptly starts with Eames Teak. Rooted in design are the atypically classic straight grains and its smooth surface that take on a preservationist approach for streamlined designs.

Shizuoka Oak



Kuro Shizuoka Oak
 WY 4254X



Aiko Shizuoka Oak
 WY 4265X



Ryo Shizuoka Oak
 WY 4267X



Jiro Shizuoka Oak
 WY 4263X

K

Solids

K

Patterns

K

Specialties

- › Oak & Teak
- › Ash & Elm
- › Maple & Walnut
- › Beech, Birch
- › Exotic

slowly
express
— and
inspiration

OSLO TEAK

Wegner Oslo Teak

WY 1288D | View swatch on page W05

Ease your morning and live vicariously through the Scandinavian practicality of Oslo Teak. This serene, tone-on-tone woodgrain is ideal for ambience and extension to furniture design.

14

Woods | Oak | W01

Shizuoka Oak



Shizuoka Oak
WY 4254X



Aiko Shizuoka Oak
WY 4265X



Ryo Shizuoka Oak
WY 4262X



Jiro Shizuoka Oak
WY 4263X

AKEMI ASH

Crème Akemi Ash

WY 4231X | View swatch on page W06

With minimal and subtle wavy grains, the Akemi Ash follows the notion of lightness and calm by simple means. Reflecting light, it creates a peaceful atmosphere — focusing on achieving the most with the least.

15

K

Solids

K

Patterns

K

Specialties

- › Oak & Teak
- › Ash & Elm
- › Maple & Walnut
- › Beech, Birch
- › Exotic

slow
 expe
 — an
 Inspi



HEMAVAN ASH

Emile Hemavan Ash

WG 5255D | View swatch on page W06

The soft yet prominent patterns reflect quality of delicate and strong characters of the cold frost of Nordic landscapes. The intensity range from close grains to medium spread with occasional crowns complementary with any muted palette.



ASH

Baltico Ash

WY 4270X | View swatch on page W06

The aspiration for darker and brooding spaces is Ash—revealing grey undertones and confident patterns for timeless forms in furniture and interiors.

Woods | Oak | W01

Shizuoka Oak



Kuro Shizuoka Oak
 WY 4254X



Aiko Shizuoka Oak
 WY 4265X



Ryo Shizuoka Oak
 WY 4267X



Jiro Shizuoka Oak
 WY 4263X

K

Solids

K

Patterns

K

Specialties


slowly
express
— an
Inspire

- › Oak & Teak
- › Ash & Elm
- › Maple & Walnut
- › Beech, Birch
- › Exotic



ZERMATT ESCHÉ
Braun Zermatt Esche
 WYA 52B4MT | View swatch on page W07

Artfully maintaining the presence of the Swiss Alps is the substantial presence of Zermatt Esche – an analogous dark warm with lively woodgrain, full crowns and straight grains.



SICILIAN ASH
Aubergine Sicilian Ash
 WY 4230X | View swatch on page W07

In a gamut for darker interiors is the Sicilian Ash that features prominent grains with robust and smoky characteristics. Its dark palette with light recessed grains bring a sense of contemplation and privacy.

Woods | Oak | W01

Shizuoka Oak



Shizuoka
 Kuro Shizuoka Oak
 WY 4254X



Aiko Shizuoka Oak
 WY 4265X



Ryo Shizuoka Oak
 WY 4267X



Jiro Shizuoka Oak
 WY 4263X

K
 Solids
 K
 Patterns
 K
 Specialties

- › Oak & Teak
- › Ash & Elm
- › Maple & Walnut
- › Beech, Birch
- › Exotic

slow
 expe
 — an
 Inspi



NEVADA ELM
Chico Nevada Elm
 WY 1260D | View swatch on page W07

Drawing references from the mountain range, the natural feathery lines and interlocking grains of Nevada Elm bears traces of life amongst objects when crafted with technical sophistication.



HOFFMANN ELM
Noah Hoffmann Elm
 WY 427IX | View swatch on page W08

Observing the Mavericks who have defied all storms, Hoffmann Elm celebrates the feeling of requited brothers. The shades, sporting gradual straight grains with faint appearances of crowns, engage multiple senses for endless functional possibilities.

Woods | Oak | W01

Shizuoka Oak



Kuro Shizuoka Oak
 WY 4254X



Aiko Shizuoka Oak
 WY 4265X



Ryo Shizuoka Oak
 WY 4267X



Jiro Shizuoka Oak
 WY 4263X

- K
- Solids
- K
- Patterns
- K
- Specialties

- › Oak & Teak
- › Ash & Elm
- › Maple & Walnut
- › Beech, Birch
- › Exotic

slow
expre
— an
Inspire

LAURENTIAN MAPLE

Aria Laurentian Maple

WY 5605D | View swatch on page W09

In a manner of Japandi spaces, the harmonious neutral-tone and subtle grains of Laurentian Maple is apt for pared-back interiors with muted palette and softly curved spaces.

24

ROSENHEIM MAPLE

Tanned Rosenheim Maple

WY 5259D | View swatch on page W09

The Rosenheim Maple embodies duality of clear volume and mastery of craft. Reinforcing its connection with nature, the subtle wavy realistic grain lines and occasional violin-shaped curvature present immense texture accuracy.

25

Woods | Oak | W01

Shizuoka Oak



Kuro Shizuoka Oak
WY 4254X



Aiko Shizuoka Oak
WY 4265X



Ryo Shizuoka Oak
WY 4262X



Jiro Shizuoka Oak
WY 4263X

K

Solids

K

Patterns

K

Specialties

- › Oak & Teak
- › Ash & Elm
- › Maple & Walnut
- › Beech, Birch
- › Exotic

slow
expre
— an
Inspire



VIOLA NOCE
Riviera Viola Noce
WY 5244D | View swatch on page W10

Bearing a resemblance to the soft, subtle vertical walnut grains of orchestral instruments, the Viola Noce offers a delicate balance of classical and contemporary design.



PORTOFINO NOCE
Carla Portofino Noce
WY 1265D | View swatch on page W10

Light spills in a room with dramatic bands of light and dusty grains that mark the distinctive and desirable features of Portofino Noce.

Woods | Oak | W01

Shizuoka Oak



Kino Shizuoka Oak
WY 4254X



Aiko Shizuoka Oak
WY 4265X



Ryo Shizuoka Oak
WY 4262X



Jiro Shizuoka Oak
WY 4263X

K

Solids

K

Patterns

K

Specialties

- › Oak & Teak
- › Ash & Elm
- › Maple & Walnut
- › Beech, Birch
- › Exotic

slow
expre
— an
Insp



ROMA NOCE
Biaggio Roma Noce
WY 5242D | View swatch on page W10

Imbued with a sense of curved movement and intriguing woodgrains, Roma Noce brings a hint of dynamism to any living space.



NOGAL
Ibiza Nogal
WY 1244D | View swatch on page W11

A design response to warm tones, the subtle wavered woodgrains of Nogal fuses the best of tropical comfort and eastern sensibilities.

Woods | Oak | W01

Shizuoka Oak



Kino Shizuoka Oak
WY 4254X



Aiko Shizuoka Oak
WY 4265X



Ryo Shizuoka Oak
WY 4262X



Jiro Shizuoka Oak
WY 4263X

K

Solids

K

Patterns

K

Specialties

- › Oak & Teak
- › Ash & Elm
- › Maple & Walnut
- › Beech, Birch
- › Exotic

slow
expre
— an
Inspire

HORIZONTAL NOGAL

Ibiza Horizontal Nogal

WY 1249D | View swatch on page W11

A horizontal permutation of Nogal, the warm tones on this woodgrain paves the way for versatile application and harnesses a substantial presence in private and public spaces.

30

VIDA NOCE

Lino Vida Noce

WY 1262D | View swatch on page W11

The lustrous touch of Vida Noce sets the tone for soft and delicate spaces. Channelling the aura of Walnut, its element amplifies the structural built of spaces and social interactions.

31

Woods | Oak | W01

Shizuoka Oak



Kino Shizuoka Oak
WY 4254X



Aiko Shizuoka Oak
WY 4265X



Ryo Shizuoka Oak
WY 4267X



Jiro Shizuoka Oak
WY 4263X

K

Solids

K

Patterns

K

Specialties

- › Oak & Teak
- › Ash & Elm
- › Maple & Wa
- › Beech, Bircl
- › Exotic

slow f
expre
— an
Inspl



AMERICANO NOGAL
Isa Americano Nogal
WY 1272D | View swatch on page W12

The fundamentals of closely connecting with nature starts with the intricate appearance of crowns in the Americano Nogal — inviting complementary elements to revitalise living spaces.



SEVILLE WALNUT
Bella Seville Walnut
WY 4224D | View swatch on page W12

Crafted with timeless essence and versatility, the Seville Walnut's wavy structure is preserved with in light and warm shades. Unrestrained and organic, it sets the tone for peace and soulfulness.

Woods | Oak | W01

Shizuoka Oak



Kuro Shizuoka Oak
WY 4254X



Aiko Shizuoka Oak
WY 4265X



Ryo Shizuoka Oak
WY 4267X



Jiro Shizuoka Oak
WY 4263X

K
K
Solids
K
Patterns
K
Specialties

- › Oak & Teak
- › Ash & Elm
- › Maple & Walnut
- › Beech, Birch
- › Exotic

slowly
expressive
— and
Inspire



MARCELLO WALNUT
Collins Marcello Walnut
WY 5240D | View swatch on page W12

Inspired by expressive woodgrains, the Marcello Walnut reveals striking wavy grain and knots with a range of mid to dark lustrous tones. It invokes the notions of statement and a commanding presence.



AOMORI BEECH
Jun Aomori Beech
WY 1266D | View swatch on page W13

Embracing the ever-changing seasons of the famed beech forest of Shirakami-Sanchi, the Aomori Beech has subtle traces of salient rays and tiny pores that reflect lightness and delicateness.

Woods | Oak | W01

Shizuoka Oak



Kuro Shizuoka Oak
WY 4254X



Aiko Shizuoka Oak
WY 4265X



Ryo Shizuoka Oak
WY 4262X



Jiro Shizuoka Oak
WY 4263X

- K
- Solids
- K
- Patterns
- K
- Specialties

- › Oak & Teak
- › Ash & Elm
- › Maple & Walnut
- › Beech, Birch
- › Exotic

slow
expre
— an
Inspi



KNARVICK BIRCH
Sayer Knarvick Birch
WY 5603D | View swatch on page W13

Reciprocating a sense of grounding, the earthiness of Knarvick Birch retains its rawness for exceptional carpentry and woodworking craftsmanship — in the spirit of Scandinavian design style.



RIALTO PINE
Lobo Rialto Pine
WYA 5604E | View swatch on page W13

With deep ridges and knotted design, the Rialto Pine is made for spaces with a storied past. Calling upon an antiquated charm, its textural intensity lifts through all synthetic and surreal moments through time.

Woods | Oak | W01

Shizuoka Oak



Shizuoka Oak
Kino Shizuoka Oak
WY 4254X



Aiko Shizuoka Oak
WY 4255X



Flyn Shizuoka Oak
WY 4252X



Jiro Shizuoka Oak
WY 4253X

K

Swatches

K

Patterns

K

Specialties

- › Oak & Teak
- › Ash & Elm
- › Maple & Walnut
- › Beech, Birch
- › Exotic

slowly
express
— an
Inspire



BRISSAGO

Noel Brissago

WYA 5289MT | [View swatch on page W14](#)

Envisage an array of interconnecting spaces with soft multi-tonal woodgrains of Brissago. Inspired by mild climates, the understated beauty evokes a meditative spirit for an oasis and a centre for comfort.



ALAMEDA WOOD

Tannio Alameda Wood

WYA 1240X | [View swatch on page W14](#)

Imagine a moment of calm in a peaceful hideaway with the Alameda Wood. The wavered texture and visual nuances of a leaf sheath of Musa interconnect nature into any vernacular architecture and interior.

Woods | Oak | W01

Shizuoka Oak



Kuro Shizuoka Oak
WYA 4254X



Aiko Shizuoka Oak
WYA 4265X



Ryo Shizuoka Oak
WYA 4267X



Jiro Shizuoka Oak
WYA 4263X

- K
- Solids
- K
- Patterns
- K
- Specialties

- › Oak & Teak
- › Ash & Elm
- › Maple & Walnut
- › Beech, Birch
- › Exotic

slowly
express
— and
inspiration



SAVANNAH WOOD

Russet Savannah Wood

WY 4273X | View swatch on page W14

A dose of woodlands and wildlife, the Savannah woodgrain is expressive with natural knots. The assortment of light to dark coloured lines bears resemblance of complexity in the indistinguishable acacia tree.

40

MALIBU OAK

Natural Malibu Oak

WYA 5602MT | View swatch on page W15

Enamoured by surf culture and ocean, the Malibu Oak has a coast-washed effect of knots and distinct metallic in-fill that gives a gentle swing to the ruggedness of the coast.

41

Woods | Oak | W01

Shizuoka Oak



Shizuoka Oak
WY 4254X



Aiko Shizuoka Oak
WY 4265X



Ryo Shizuoka Oak
WY 4267X



Jiro Shizuoka Oak
WY 4263X

K

Solids

K

Patterns

K

Specialties

- › Oak & Teak
- › Ash & Elm
- › Maple & Walnut
- › Beech, Birch
- › Exotic

slow
 expr
 — an
 Inspi



BARN WOOD

Rustic Barn Wood

WY 7203D | View swatch on page W15

Barn Wood is the visual language for contemporary spirit of rustic materials. Distilling nuances of raw wood, the vivid structure is ideal for quiet and open spaces in need of spectacular detail.

42

PALISANDER

Cuiban Palisander

WY 5245D | View swatch on page W15

Akin to creating a distinctive, one-of-a-kind artful interior, the visual characteristics of rosewood is expressed in Cuiban Palisander with contrasting woodgrains for aged patina.

43

Woods | Oak | W01

Shizuoka Oak



Kuro Shizuoka Oak
 WY 4254X



Aiko Shizuoka Oak
 WY 4265X



Ryo Shizuoka Oak
 WY 4262X



Jiro Shizuoka Oak
 WY 4263X

K
 Solids
 K
 Patterns
 K
 Specialties

- › Oak & Teak
- › Ash & Elm
- › Maple & Wa
- › Beech, Bircl
- › Exotic

slow
expre
- an
Inspi

Giethoorn Oak

Granada Oak

Shizuoka Oak



Levi Giethoorn Oak
WYA 1278E
WYA 1278E (10R)



Sierra Granada Oak
WYA 5263E



Kiro Shizuoka Oak
WY 4254X



Luuk Giethoorn Oak
WYA 1277E
WYA 1277E (10R)



Gerrit Granada Oak
WYA 5264E



Aiko Shizuoka Oak
WY 4265X
NEW



Lucas Giethoorn Oak
WYA 1278E
WYA 1278E (10R)



Beiro Granada Oak
WYA 5265E



Ryo Shizuoka Oak
WY 4262X



Lien Giethoorn Oak
WYA 1279E
WYA 1279E (10R)



Darro Granada Oak
WYA 5266E



Jiro Shizuoka Oak
WY 4263X

K
Solids
K
Patterns
K
Specialties

Rapallo Rovere

Giovanni Oak

Giovanni Oak

Yugen Oak

Bavarian Oak

Lasalle Oak



18198 Lavato Rapallo Rovere
WYA 5297E

18199 Bambina Giovanni Oak
WYA 5295E
WYA 16249E [10R]

18200 Fia Giovanni Oak
WYA 5273E
WYA 16279E [10R]

18201 Natural Yugen Oak
WY 4267X
WY 14267X [10R]

18202 Shroun Bavarian Oak
WY 4237X
NEW

18203 Keston Lasalle Oak
WY 4259X



18204 Stadio Rapallo Rovere
WYA 5296E

18205 Gemma Giovanni Oak
WYA 5272E
WYA 16272E [10R]

18206 Edda Giovanni Oak
WYA 5271E
WYA 16271E [10R]

18207 Ivory Yugen Oak
WY 4265X
WY 14265X [10R]

18208 Eclair Bavarian Oak
WY 4239X
NEW

18209 Dalton Lasalle Oak
WY 4256X



18210 Marrone Rapallo Rovere
WYA 5296E

18211 Carlotta Giovanni Oak
WYA 5269E
WYA 16269E [10R]

18212 Apollo Giovanni Oak
WYA 5267E
WYA 16267E [10R]

18213 Golden Yugen Oak
WY 4268X
WY 14268X [10R]

18214 Berger Bavarian Oak
WY 4238X
NEW

18215 Sheldon Lasalle Oak
WY 4260X



18216 Titus Rapallo Rovere
WYA 5296E

18217 Dafina Giovanni Oak
WYA 5274E
WYA 16274E [10R]

18218 Baha Giovanni Oak
WYA 5274E
WYA 16274E [10R]

18219 Almond Yugen Oak
WY 4269X
WY 14269X [10R]

18220 Johann Bavarian Oak
WY 4236X
NEW

18221 Jayden Lasalle Oak
WY 4263X

slow |
expre
— an
Inspi

K
Solids
K
Patterns
K
Specialties

Avant Oak

Ramos Teak

Oregon Teak

York Teak

Eames Teak

Oslo Teak



Canyon Avant Oak
WY 4244X



Jamaica Ramos Teak
WY 1206D



Umber Oregon Teak
WY 4246X



Rose Avant Oak
WY 4240X



Chateau Ramos Teak
WY 1207D



Pine Oregon Teak
WY 4217X
NEW



Hazel Avant Oak
WY 4242X



Brazilian Ramos Teak
WY 1208D



Choc Oregon Teak
WY 4218X



Noir Avant Oak
WY 4243X



Salvador Ramos Teak
WY 1209S



Black Oregon Teak
WY 4219X



Caramel York Teak
WY 6226D
WY 16230D [10H]



Natural Eames Teak
WY 4220X
WY 16220X [10H]



Wagner Oslo Teak
WY 1288D
NEW



Amber York Teak
WY 6232D
WY 16222D [10H]



Weathered Eames Teak
WY 4221X
WY 16221X [10H]



Phlox Oslo Teak
WY 6233D



Hamilton York Teak
WY 6239D
WY 16239D [10H]



Stateroom Eames Teak
WY 4222X
WY 16222X [10H]



Solo Oslo Teak
WY 1205D



Boston York Teak
WY 6231D



Anthracite Eames Teak
WY 4223X
WY 16223X [10H]



Fine Oslo Teak
WY 1286D
NEW

slow
expre
— an
Inspi

K

Solids

K

Patterns

K

Specialties

Akemi Ash

Hemavan Ash

Ash

Zermatt Esche

Sicilian Ash

Nevada Elm



Crime Akemi Ash
WY 4235X

Enlie Hemavan Ash
WG 6255D
WG 6255D (10R)

Balico Ash
WY 4270X

Braun Zermatt Esche
WYA 6284MT

Aubergine Sicilian Ash
WY 4230X

Chico Nevada Elm
WY 12600
WY 12600 (10R)



Crime Akemi Ash Gloss
WHG 4235G

Glorie Hemavan Ash
WG 6254Z
WG 6254D (10R)

Avant Garde Ash
WY 4208X

Grau Zermatt Esche
WYA 6286MT

Accorn Sicilian Ash
WY 4228X

Rina Nevada Elm
WY 1262D
WY 1262D (10R)



Pearl Akemi Ash
WY 4232X

Adèle Hemavan Ash
WG 6253D
WG 6253D (10R)

Coiffure Ash
WY 4210X

Dunkel Zermatt Esche
WYA 6286MT

Toffee Sicilian Ash
WY 4246X

Mio Nevada Elm
WY 1259D
WY 1259D (10R)



Pearl Akemi Ash Gloss
WHG 4232G

Noella Hemavan Ash
WG 6256D
WG 6256D (10R)

Fondue Ash
WY 4211X

Schwarz Zermatt Esche
WYA 6287MT

Peppercorn Sicilian Ash
WY 4247X

Omar Nevada Elm
WY 1263D
WY 1263D (10R)

slow
expre
— an
Inspi

K
Solids
K
Patterns
K
Specialties

Hoffmann Elm



Noah Hoffmann Elm
WY 4271X

Hoffmann Elm



Karl Hoffmann Elm
WY 4295X

Tivoli Elm



Karlo Tivoli Elm
WY 12700
WY 12700 (10R)



Reed Hoffmann Elm
WY 4262X



Matt Hoffmann Elm
WY 4265X



Luna Tivoli Elm
WY 12690
WY 12690 (10R)



Sina Hoffmann Elm
WY 4272X



Belt Hoffmann Elm
WY 4263X



Vito Tivoli Elm
WY 12840
WY 12840 (10R)



Craig Hoffmann Elm
WY 4264X



Dale Hoffmann Elm
WY 4267X



Valdo Tivoli Elm
WY 12710
WY 12710 (10R)

Itadori Elm



Noritadori Elm
WYA 4249K

Laurentian Maple



Anis Laurentian Maple
WY 5265D

Rosenheim Maple



Tanned Rosenheim Maple
WY 52590



Gina Itadori Elm
WYA 4248K



Freja Laurentian Maple
WY 5262D



Bleached Rosenheim Maple
WY 5258D



Taka Itadori Elm
WYA 4250K



Maya Laurentian Maple
WY 5263D



Grey Rosenheim Maple
WY 5260D



Hiro Itadori Elm
WYA 4251K



Leah Laurentian Maple
WY 5264D



Dark Rosenheim Maple
WY 5261D

slow
expre
- an
Inspi

K

Solids

K

Patterns

K

Specialties

Viola Noce



15244D
15244D [10R]



15238D
15238D [10R]



15244D
15244D [10R]



15265D

Portofino Noce



15265D
15265D [10R]



15266D
15266D [10R]



15267D
15267D [10R]



15268D
15268D [10R]

Roma Noce



15242D
15242D [10R]



15243D
15243D [10R]



15243D
15243D [10R]



15252D
15252D [10R]

Nogal



15244D



15246D



15245D



15267D

Horizontal Nogal



15249D



15247D



15248D



15268D

Vida Noce



15262D
15262D [10R]



15261D
15261D [10R]



15263D
15263D [10R]



15264D
15264D [10R]

slow
expre
- an
Inspi

K
K
Patterns
K
Specialties

● ESSENTIALS

A choreographed palette of colours can reset, stimulate surrealism, ease into renewal, ignite passion™, illuminate™ rise of a new day in an interior space.

Explore varied finishes – Dri-matt®, Supermatt™ High Gloss.

Solids

slow
repre
— an
Inspire

Solids 502

Neutral Solids



Supermatt Pebble SCM 1160XM | Supermatt Winy Gray SCM 1135XM | Supermatt Iron SCM 1140XM | Supermatt Black SCM 1106XM | Supermatt Truffle SCM 1165XM | Supermatt Taupe SCM 1160XM



Pebble SCA 1160D | Winy Gray SCA 1135D | Iron SCA 1140D | Black SCA 1106D | Truffle SCA 1165D | Taupe SCA 1160D



High Gloss Pebble SHG 1166 | High Gloss Winy Gray SHG 1136 | High Gloss Iron SHG 1141 | High Gloss Black SHG 1106 | High Gloss Truffle SHG 1166 | High Gloss Taupe SHG 1160



Nougat SCA 8123D | Exotic SCA 1167D | Wheat SCA 1111D | Nutmeg SCA 8126D



Oyster SCA 1160D | Mustard SCA 1168D | Meditation SCA 1177D | Camel SCA 8128D



Sepia SCA 8160D | Hickory SCA 8127D | Mocha SCA 8109D | Chocolate SCA 1130D



LAMITAK COLOUR GUIDE



The Lamitak Colour Guide is an accessible visual reference tool to facilitate pairing and critical selection for designers.

1. The pull-out cover/fold is designed for ease of matching Solids & Woods collection.

2. Solids are intended to be viewed from light to dark tones with various finishes.

3. Matching edging is available for Neutral Solids palette.

Solids

K

Patterns

K

Specialties



● ESSENTIALS

A choreographed palette of colours can rest, stimulate surrealism, ease into renewal, ignite passion and illuminate the rise of a new day in an interior space.

Explore varied finishes - Dri-matt®, Supermatt™ and High Gloss.

Solids

slow | explore | an | Inspi

FEATURED SHELF
Mood (Available in Newedge)

NEWEDGE

Newedge by Lamitak is an eco-friendly and durable ABS (Acrylonitrile Butadiene Styrene) edging that seals and protects any carpentry projects. An aesthetic solution with anti-bacterial properties, the result is seamless and uninterrupted without compromising on details and properties.

Available in:
-23mm (Selective Solids, Woods, Patterns & Probs)
-44mm (Selective Woods & Patterns)

Look out for the **NE** NEWEDGE legend for matching edging. Refer to Index Page for Newedge codes.

S01 Solids

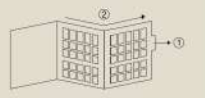
Neutral Solids

Supermatt Chalk SCM 1143XM	Supermatt Designer White SCM 1101XM	Supermatt Lofy SCM 1109XM	Supermatt Nude SCM 1120XM	Supermatt Mood SCM 1103XM	Supermatt Irish Cream SCM 1134XM
Chalk SCA 1143D	Designer White SCA 9101D	Lofy SCA 1109D	Nude SCA 1120D	Mood SCA 1103D	Irish Cream SCA 1134D
High Gloss Chalk SHG 1144	High Gloss Designer White SHG 9101	High Gloss Lofy SHG 1109	High Gloss Nude SHG 1132	High Gloss Mood SHG 1103	High Gloss Irish Cream SHG 1134
Glacier SCA 9124D	Pickal White SCA 9600D	Finely White SCA 9122D	Beige Linn SCA 9142D	Seed Gms SCA 9145D	Clay SCA 1198D
Champagne SCA 1132D	Magnolia SCA 1191D	Lace SCA 9122D	Vanilla SCA 1122D	Savanna Cream SCA 1171D	Beige Antenne SCA 9142D
Haze SCA 1190D	Dove NEW SCA 1127D	Warm Grey SCA 1029D	Powder SCA 1136D	Misty Grey SCA 1141D	Black Nickel SCA 9177D

Solids S02

Neutral Solids

Supermatt Pebble SCM 1166XM	Supermatt Writry Grey SCM 1126XM	Supermatt Iron SCM 1149XM	Supermatt Black SCM 1108XM	Supermatt Truffle SCM 1162XM	Supermatt Taupe SCM 1150XM
Pebble SCX 1166D	Writry Grey SCA 1126D	Iron SCX 1149D	Black SCA 1108D	Truffle SCX 1162D	Taupe SCX 1150D
High Gloss Pebble SHG 1166	High Gloss Writry Grey SHG 1126	High Gloss Iron SHG 1149	High Gloss Black SHG 1056	High Gloss Truffle SHG 1162	High Gloss Taupe SHG 1150
Hazut SCA 9123D	Blade SCX 1167D	Wheat SCA 1110D	Hulling SCA 9126D		
Oyster SCA 1196D	Mustard SCA 1129D	Medallion SCA 1177D	Canal SCA 9129D		
Sepia SCA 9198D	Hickory SCA 9197D	Mocha SCA 1106D	Chocolatier SCA 1130D		



LAMITAK COLOUR GUIDE

The Lamitak Colour Guide is an accessible visual reference tool to facilitate painting and critical selection for designers.

1. The pull-out concrete folder is designed for ease of matching Solids & Woods collection.
2. Solids are intended to be viewed from light to dark tones with various finishes.
3. Matching edging is available for Neutral Solids palette.

Aurora



Ethan Blue SCA 818D Frisco Blue SCA 1148D Aqua SCA 8198D Latio SCA 8188D



Belize SCX 1117D Serenity SCA 1175D Candy Queen SCA 1130D Violet SCA 1137D



Oceanic SCA 1143D Pampal SCA 1178D Periwinkle SCX 1181D Marina SCA 8117D

Oceania



Celandon SCX 1158D Celery SCA 8119D Prairie Green SCA 1158D Frost SCX 1158D



Hemlock SCX 1175D Kiwi SCA 8120D Cadet Blue SCX 1147D Brunswick SCX 1163D



Espalier SCX 1172D Moss SCX 1178D Nautical SCA 1124D Blueberry SCX 1154D

Magma



Amethyst SCX 1173D Candy Red SCA 1157D Lipstick SCX 1188D Rich Tangerine SCA 1140D



Fuchsia SCA 8199D Rouge SCA 1121D Kinzo SCA 8104D Cello SCX 1182D



Mauve SCX 1178D Jazzberry SCX 1182D Passion Red SCA 1182D Cranberry SCX 1190D

Sunrise



Cream SCA 8103D Butter SCA 1128D Dandelion SCX 1158D Lime SCX 8138D



Lemon Chiffon SCA 1120D Popcorn SCA 8116D Pumpkin SCA 8116D Hibiscus SCA 8133D



Tangerine SCX 1189D Light Orange SCA 8113D Carrot SCA 1139D Enfield SCA 1148D



FEATURED SOLIDS WITH MATCHING NEWEDGE

● STYLE ALTERNATIVES

Restore balance through the synthesis of subtle aesthetics — textural complexity, Embrace the purity of rawness of microfills set in stone — concrete that microcement brings to the study.

Patterns

Images are 1:1 scale



FEATURED SOLIDS WITH
MATCHING TRIANGLE WEDGE

● GENTLE ALTERNATIVES


Restore balance through the synthesis of subtle aesthetics and textural complexity. Embrace the purity and rawness of monolithic set in stone concrete that microcement brings to the study.

Images are 1:1 scale

Patterns

Patterns

Specialties



SLATE
Urban Slate
DXN 5308X | View swatch on page P02



ESCHER
Grey Escher Litho
DXP 1378K | View swatch on page P01

● GENTLE ALTERNATIVES

Restore balance through the synthesis of subtle aesthetics and textural complexity. Embrace the purity and richness of materials set in stone and concrete that microcement brings to the study.

Images are 1:1 scale

Patterns

Patterns



FEATURED
Mood Microcement - Wall Panel
Natural Elmia Teak - Staircase
The main narrative in interior design is texture. The subtle hues of Mood Microcement achieve versatility as a surface application.

MICROCEMENT
Mood Microcement
DXP 1391MD | View swatch on page P01


CLOUDY CEMENT
Salt Cloudy Cement
DXP 1386BS | View swatch on page P01



ERCOLANO
Lucio Ercolano
DXP 1360K | View swatch on page P02

POMPEO
Light Pompeo
DXP 5357XM | View swatch on page P01

GENESIS
Feather Genesis
DXP 1375XM | View swatch on page P02




TRAVERTINE
Lisoni Travertine
DXP1383XM | View swatch on page P03




RAMBLAS
Dario Ramblas
DXP1329C | View swatch on page P03



Rima Ramshackle
DXN 5335X | View swatch on page P03




PIETRA
Pietra Angelo
DXP1373XM | View swatch on page P03




BÉTON
Gustave Béton
DXP1371K | View swatch on page P02



MARMO FLAVIO
Carlo Marmo Flavio
DXP1333K | View swatch on page P03




MARMO CLASSICO
Marmo Classico
DXP 1358XM | View swatch on page P04




MARBLE UASSIQ
Bianco Marble Uassiq
DXO 4316G | View swatch on page P04
Note: Actual laminate is in High Gloss finish




FLORENTINA MARBLE
Vera Florentina Marble
DXP 4319G | View swatch on page P04
Note: Actual laminate is in High Gloss finish



MARMO ADRIANO
Bianco Marmo Adriano
DXP 1372XM | View swatch on page P04




L'AMETLLA
Mateo L'Ametlla
DXP 1366K | View swatch on page P05




Bryson Tobias Steel
DXN 4329M | View swatch on page P05



STEEL
Cato Steel
DXP 6345XM | View swatch on page P05




MYSTIQ
Mystiq Arwen
DXO 4314X | View swatch on page P06



CARACENI
Bruno Caraceni
DXO 1338D | View swatch on page P07




STOFFA
Stoffa Grigio
DXO 6338D | View swatch on page P08




PASHLEY
Aiden Pashley
DXO 1341DC | View swatch on page P06




SAVILE
Savile Clifford
ARTE 1020 DC | View swatch on page P07



FELTRO
Erden Feltro
DXO 8354D | View swatch on page P07



KUROKI
Kenji Kuroki
DXO 1381DC | View swatch on page P06



FALX DENIM
Rowan Faux Denim
DXO 4325X | View swatch on page P06

Cloudy Cement



Salt Cloudy Cement DXP 1386BS NEW DXP 1386BS (10R)
Mood Cloudy Cement DXP 1387BS NEW DXP 1387BS (10R)
Pebble Cloudy Cement DXP 1388BS NEW DXP 1388BS (10R)
Smoke Cloudy Cement DXP 1389BS NEW DXP 1389BS (10R)

Microcement




Salt Microcement DXP 1390MD NEW DXP 1390MD (10R)
Mood Microcement DXP 1391MD NEW DXP 1391MD (10R)
Pebble Microcement DXP 1392MD NEW DXP 1392MD (10R)
Smoke Microcement DXP 1393MD NEW DXP 1393MD (10R)

Escher




Beige Escher DXP 1376K NEW DXP 1376K
Beige Escher Litho DXP 1376K NEW DXP 1376K
Grey Escher DXP 1377K NEW DXP 1377K
Grey Escher Litho DXP 1377K NEW DXP 1377K

Pompeo



Light Pompeo DXP 5357XM NEW
Dark Pompeo DXP 5358XM NEW







FAUX DENIM

Rowan Faux Denim

DXO 4325X | View swatch on page P06





Cloudy Cement



 Salt Cloudy Cement DXP 13868S NEW DXP 13868S (10R)	 Mood Cloudy Cement DXP 13878S NEW DXP 13878S (10R)	 Pebble Cloudy Cement DXP 13888S NEW DXP 13888S (10R)	 Smoke Cloudy Cement DXP 13898S NEW DXP 13898S (10R)
--	--	--	---





Microcement



 Salt Microcement DXP 1390MD NEW DXP 1390MD (10R)	 Mood Microcement DXP 1391MD NEW DXP 1391MD (10R)	 Pebble Microcement DXP 1392MD NEW DXP 1392MD (10R)	 Smoke Microcement DXP 1393MD NEW DXP 1393MD (10R)
--	--	--	---

Escher



 Beige Escher DXP 1376K NEW	 Beige Escher Litho DXP 1376K NEW	 Grey Escher DXP 1377K NEW	 Grey Escher Litho DXP 1377K NEW
---	---	--	--

Pompeo



 Light Pompeo DXP 5357XM NEW	 Dark Pompeo DXP 5356XM NEW
--	---

Béton



Claude Béton DXP 1569K Auguste Béton DXP 1570K Gustave Béton DXP 1571K Scarpes Béton DXP 1584K NEW

Genesis



Feather Genesis DXP 15791M Cedar Genesis DXP 15801M Smoke Genesis DXP 15810M Raven Genesis DXP 15820M NEW

Ercolano



Luxe Ercolano DXP 1560K Tito Ercolano DXP 1561K Fabio Ercolano DXP 1562K Enzo Ercolano DXP 1563K

Slate



Georgian Slate DMN 6322X Tortili Slate DMN 6306X Urban Slate DMN 6308X Lava Slate DMN 6310X

Ramblas



Dama Ramblas DXP 1529C Flo Ramblas DXP 1530C Lobo Ramblas DXP 1531C Goyo Ramblas DXP 1532C

Pietra



Pietra Angelo DXP 15733M Pietra Alto DXP 15743M

Travertine



Lisbon Travertine DXP 13850M NEW

Ramshackle



Pima Ramshackle DMN 6335X Nolo Ramshackle DMN 6336X

Marmo Flavio



Luca Marmo Flavio DXP 6344K Vito Marmo Flavio DXP 6346K Carlo Marmo Flavio DXP 6333K Rito Marmo Flavio DXP 6335K

Marmo Classico



Marmo Classico
DXP 1958XM



Marmo Classico Gloss
DXP 1958G

Marble Uassicq



Bianco Marble Uassicq
DXD 4395G

Marmo Adriano



Bianco Marmo Adriano
DXP 5372XM




Blu Marmo Adriano
DXP 5342XM



Nero Marmo Adriano
DXP 5343XM

Florentina Marble



Lira Florentina
Marble
DXP 4393G



Vera Florentina Marble
DXP 4393G



Fico Florentina Marble
DXP 4320G



Aldo Florentina Marble
DXP 4321G

Mármol Suprema



Fines Mármol
Suprema Gloss
DXP 1954G



Fines Mármol Suprema
DXP 1954XM



Claro Mármol Suprema
DXP 1955XM



Claro Mármol
Suprema Gloss
DXP 1955G

Mystiq



Mystiq Arven
DXD 4243X



Mystiq Ekord
DXD 4324X

L'Ametlla



Mates L'Ametlla
DXP 1959X



Sertro L'Ametlla
DXP 1959X

Tobias Steel



Castles Tobias Steel
DXN 4320M



Bryson Tobias Steel
DXN 4320M

Steel



Castles Steel
DXP 5344XM



Calo Steel
DXP 5345XM




Cald's Steel
DXP 5360XM



Cypress Steel
NEW!
DXP 5346XM

Stoffa



Stoffa Crema DKO 5327D Stoffa Grigio DKO 5338D Stoffa Moca DKO 5339D Stoffa Nero DKO 5340D

Faux Denim




Gillen Faux Denim DKO 4322X Sullivan Faux Denim DKO 4323X Rowan Faux Denim DKO 4325X Faux Denim DKO 4316X

Kuroki



Koto Kuroki DKO 1949DC Koba Kuroki DKO 1950DC Kenta Kuroki DKO 1951DC Kiri Kuroki DKO 1958DC NEW

Pashley



Aiden Pashley DKO 1941DC Connor Pashley DKO 1943DC Brandon Pashley DKO 1942DC Dryden Pashley DKO 1944DC

Feltro



Hayden Feltro DKO 5365D Erden Feltro DKO 5364D Altan Feltro DKO 5366D Candan Feltro DKO 5365D

Caraceni



Bianco Caraceni DKO 1929D DKO 1937D (10H) Bruno Caraceni DKO 1928D DKO 1938D (10H) Grigio Caraceni DKO 1925D DKO 1926D (10H) Nero Caraceni DKO 1930D DKO 1933D (10H)

Savile



Savile Clifton ARTE 1021 DC Savile Condit ARTE 1022 DC Savile Vign ARTE 1023 DC

Savile



Savile Maddox ARTE 1021 DC Savile George ARTE 1019 D Savile Regent ARTE 1018 D

Luxe



Ivory Luxe DKO 6322B Cocoa Luxe DKO 6320B Goddess Luxe DKO 6336B Espresso Luxe DKO 6328B

Nappa Leather



Nappa Luffy DKO 1105B Nappa Chocolate DKO 1105B Nappa Milky Grey DKO 1141B Nappa Noir DKO 1105B

Metallics



Tahiti Metallic MEP 1409XM Ivory Metallic MEP 1404XM Grey Metallic MEP 1406XM Onyx Metallic MEP 1407XM

Brushed



Brushed White MTA 1153XL Brushed Aluminu MTA 0930XL Brushed Mercury MTA 1402XL Brushed Black MTA 1106XL

● GREAT EXPECTATIONS

Exuding material richness, the Specialties collection inspires new orientation in a peculiar world. Meticulously crafted to achieve the multi-hyphenated properties of Protak, seamless Venada, Solid Core to the commanding presence of Bookmat ched laminates. A distinct range of exclusivity where assurance is pivotal.

Specialities

Protak

Prioritise hygiene and wellness with this superior HPL. Designed as a solution-led laminate, it is endowed with multi-hygenated properties for discerning clients. Complete the edges with the exclusive Protak Newedge in 23mm.



- Anti-fingerprint
- ⊙ Anti-birdal
- ⊙ Stain-resistant
- ⊕ Anti-bacterial
- ⊖ Scratch-resistant
- △ Anti-glass

Solid Core

A new level of refinement for the detail-oriented. The inner core is matched with the décor surface design to minimise the appearance of dark lines at joint edges.



Bookmatched

From Rome's Pantheon to the contemporary artisanal sculptures, the bookmatched laminates extend their mammoth visual experience with refinement and ornamentation. Beyond an enigmatic design, the Bookmatched effect is the result of rotational symmetry.



Disclaimer:
Lunigiana Uno & Lunigiana Due are produced in 321 x 2440mm and are available in 1010 x 2400mm for a seamless bookmatched effect. Montignoso Uno & Montignoso Due are produced in 631 x 2440mm and are available in 1010 x 2400mm for a seamless bookmatched effect. However, the accuracy of bookmatched effect depends on the craftsmanship of the fabricator.

OPPORTUNITIES FOR GLOBAL PARTNERSHIP

We invite industry partners to represent, advocate and grow the Lamitak brand by distributing and retailing our products in their markets outside of TAK Regional Offices.

Scan the QR code or begin your journey with us at lamitak.com/globalpartnership



For trade and project enquiries outside of TAK Regional Offices, contact us at globalpartnership@lamitak.com

SINGAPORE

HEADQUARTERS & MAIN OFFICE
(RELOCATING IN 2023)

TAK Products & Services Pte Ltd

41 Sungai Kadut Avenue
Singapore 729665
T: +65 6386 1212
F: +65 6411 9182
E: sales.dept@tak.com.sg

HEADQUARTERS & MAIN OFFICE
(OPENING IN 2023)

TAK Products & Services Pte Ltd

14 Senoko Loop
Singapore 758150

FLAGSHIP (OPENING IN 2023)

Lamitak Studio (Senoko)

14 Senoko Loop
Singapore 758150
T: +65 6539 9600
E: studio@lamitak.com

BRANCH

Lamitak Studio (Lavender)

114 Lavender Street CT Hub 2 #01-61
Singapore 338729
Tel: +65 6592 6200
E: studio@lamitak.com

All Lamitak Studios are by appointment basis.
Walk-ins are subject to availability.

MALAYSIA

KUALA LUMPUR
MAIN OFFICE & LAMITAK STUDIO

TAK Products & Services Sdn. Bhd.

No. 1 Jalan PUS 72/1 Bandar Sunway
47500 Subang Jaya
Selangor Malaysia
T: +603 5638 1212
F: +603 5638 1213
E: sales@takproducts.com.my

PENANG
BRANCH & LAMITAK STUDIO

TAK Products & Services Sdn. Bhd.

No. 28, Lorong Industri Sungai Lokan 4
Taman Industri Sungai Lokan
12600 Butterworth
Pulau Pinang Malaysia
T: +604 358 1338
F: +604 358 1383
E: sales@takproducts.com.my

INDONESIA

TANGERANG
OFFICE & LAMITAK STUDIO

PT. TAK Products and Services

Ruko The Prominence Alam Sutera
Jalan Jalur Sutera Boulevard
Blok 98F No. 31 & 5
Tangerang - Indonesia 15143
T: +62 21 3005 2645/6
F: +62 21 3005 2648
E: indosales@tak.com.sg

CHINA

GUANGZHOU
OFFICE & LAMITAK STUDIO

TAK Products & Services Co., Ltd

Unit 2104 B Building FengXing Plaza
No. 242 Tianhe Road Tianhe District
Guangzhou China 510620
T: +86 020 3888 9251/2
F: +86 020 3888 9253
E: sales@takcn.com

HONG KONG

HONGKONG
OFFICE & LAMITAK STUDIO

TAK Products & Services (HK) Ltd

Flat B, 1/F Kam Lok Mansion
275-277 Lockhart Road
Wanchai Hong Kong
T: +852 3618 7840
F: +852 3618 7641
E: hksales@tak.com.sg

THAILAND

BANGKOK
OFFICE

TAK Products & Services Co., Ltd

8th Floor Unit 2 Supalai Grand Tower
1011 Rama III Road Chong Nonsi
Yannawa Bangkok 10120 Thailand
T: +66 2683 0080
F: +66 2683 0084
E: sales@takproducts.co.th

Disclaimer: The New Green logo and label is the first of kind to display the presence of natural ingredients and may change the overall product color and texture of the packaging. The use of natural ingredients and avoidance of harmful, toxic preservatives or synthetic products in our coatings. We have conducted sustainability research to ensure the materials we use are recycled and created into an overall reference guide for application. The packaging should be recycled and disposed of accordingly for any product. We do not make the company for any application of the Green label, sustainability and apply that differs with conventional products, uses and maintenance. The steps to ensure the achievement of our goals is to ensure the sustainability of our products. For more information, please contact us at info@lamitak.com.



The Green logo is present on FSC certified products and is the only label. The FSC logo is the only label that can be used to verify the sustainability of our products. For more information, please contact us at info@lamitak.com.



Visit Lamitak Studio
by scanning the QR Code
to book an appointment

